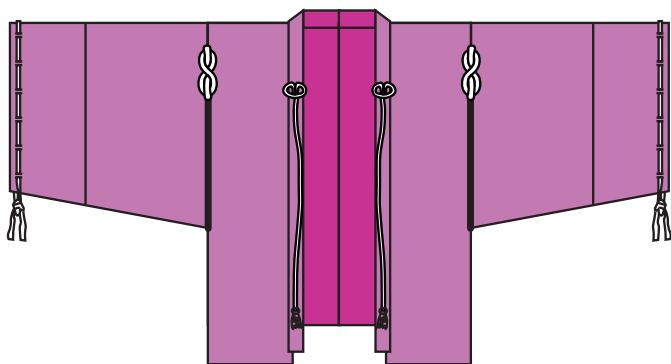
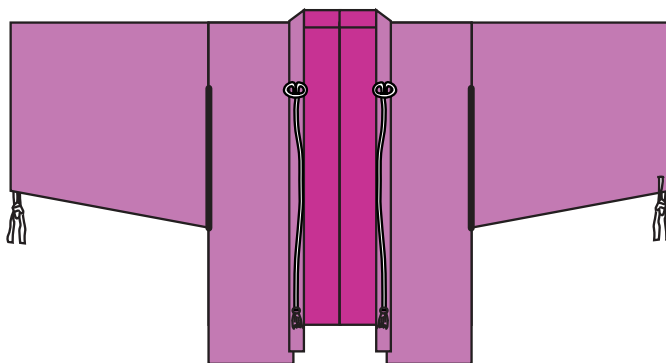


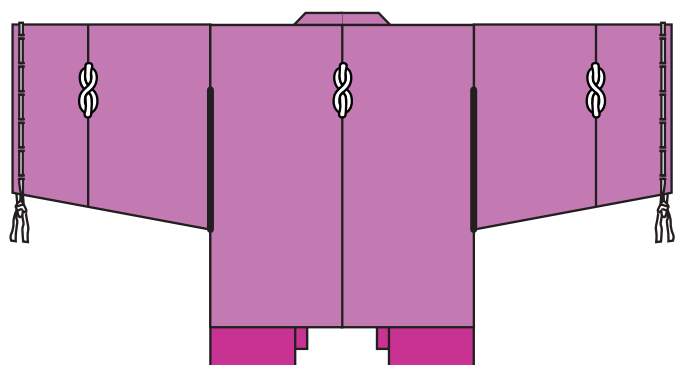
Patterns for *Yoroi Hitatare*.



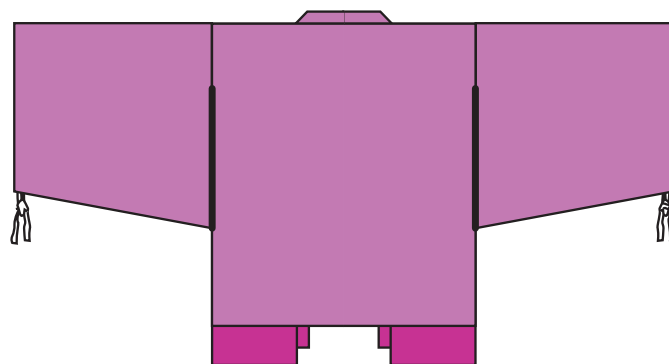
Front



Front



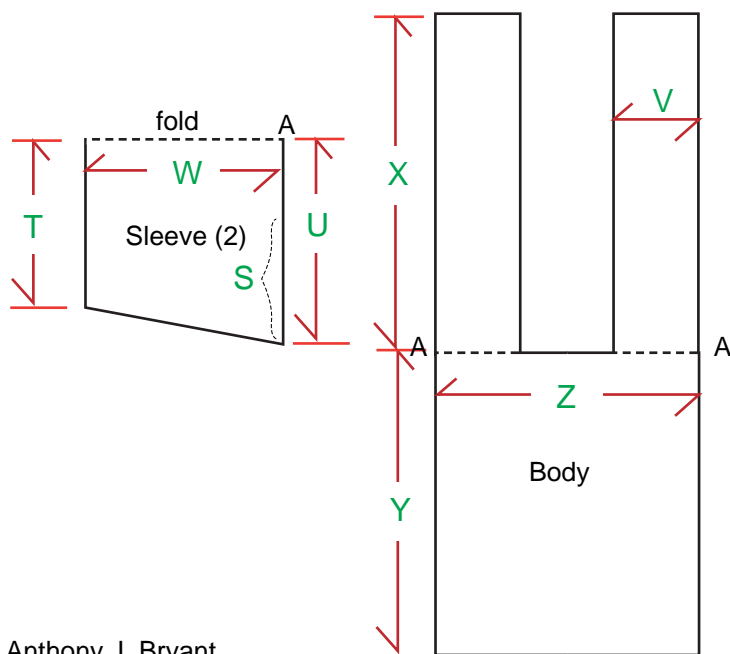
Back



Back

"Proper" *yoroi hitatare* appearance.

Yoroi hitatare as described in manual.



Collar in cross-section. Cut collar long enough to fully encircle front opening.

Note: measurements do not include hem/seam allowance. Be careful.

$S = 2/3 U$ (open part: rest is sewn to body)

$T = 1/2 - 2/3 U$

$U =$ shoulder point to navel, -1"

$V = 1/3 Z$

$W =$ shoulder point to wrist

$X = Y + c. 4-6"$.

$Y =$ base of neck to bottom of buttocks.

$Z =$ shoulder-to-shoulder point or $1/2$ waist dia.